



FEAST BETA VERSION INSTALLATION GUIDE




Download FEAST Beta setup

1. Go to NAFED08 website link <https://nafed08.vssc.gov.in/>
2. Click **Download Beta Version** button.

Installation of FEAST software


1. Double-click FEAST2025-Beta setup
2. Click on the check box **license terms** and click **INSTALL**



3. Installation process starts, wait for few minutes



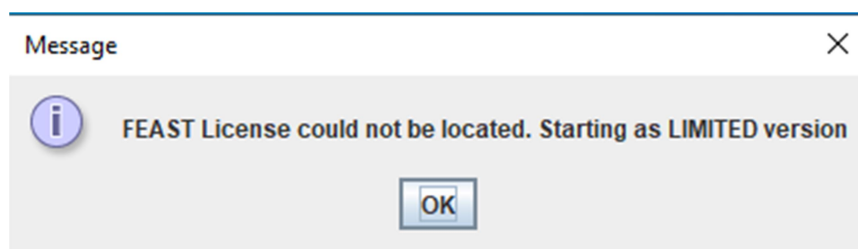
4. FEAST installation completed, Click **Finish**



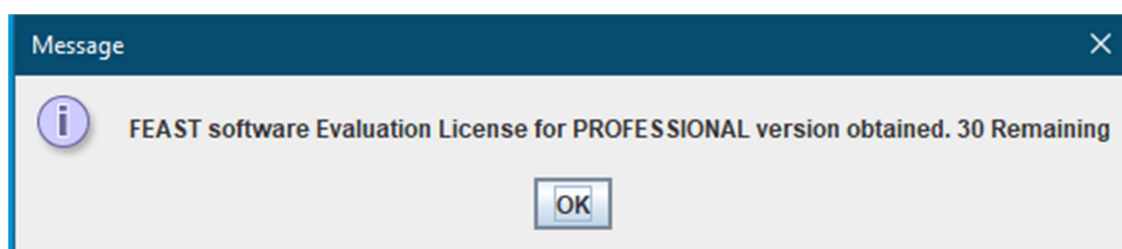


Running and Licensing of FEAST software

1. Double-click **FEAST2025-betashortcut** from desktop
2. FEAST Limited version starts execution.
3. Click **OK** to start the software.



4. If license key is there, paste the license file (license.json) in the **FEAST installation folder**, then run the FEAST software.
5. FEAST Evaluation version starts execution.
6. Click **OK** to start the software.



-----The End-----